



Strong for **passion**

Strong for **passion**



**ADACTA LIGA GENERAL DESCRIPTION**

Adacta Liga is the frame for positioning systems. It is made in alloy of anodised aluminum to guarantee lightness and durability.

The absence of welds makes it very safe.

The ADACTA LIGA frame, thanks to its modularity, presents a variety of configurations able to follow the pathological evolution of the user, the growth and consequential postural adjustments.

ADACTA LIGA can be set to the user's needs by acting on:

- The displacement of the upper frame (which houses the positioning system) with respect to the under frame
- The displacement of the rear wheels by guarantying the safety conditions. (as reported in the Instruction Manual)

**ADACTA LIGA FRAMES FOR POSITIONING SYSTEMS**

**"A CHOICE OF MODULARITY, VERSATILITY AND LIGHTNESS"**

Footrest for intra/extra rotation

Footboard

Multi-axial Footplate

**"A CHOICE OF SECURITY"**

UPPER FRAME

UNDER FRAME



The most **STABLE** and **RESISTANT** between the frames for positioning systems



**CRASH TEST**

For transportation option it is strongly recommended the use of a headrest



**DIMENSIONS**

SIZE (mm)	WIDTH	DEPTH
US	300	380
XXS	350	380
XS	350	420
XS1	380	460
S	410	460
M	410	500
M1	440	500
L	470	460
XL	470	500

# FUNDAMENTAL PARTS

## Technical Features

- Supporting Frame Adacta Liga rigid or folding
- Continuous tilt in space from 0° up to 30° and on request -5° (by gas spring)
- Mechanical reclining (3°-9°-15°-22°)
- Folding down push handles
- Displacement of the upper frame with respect to the under frame
- Continuous displacement of the rear wheels plates
- Anti tip tubes
- Adjustable floor-to-seat-rails height (from 410 mm up to 490 mm.)

## OPTIONAL PARTS

### Technical features

- Castors available:

- 125 mm. poly
- 150 mm. poly or pneumatic
- 175 mm. poly

- Quick release Rear Wheels available:

- 300 mm. poly or pneumatic
- 500 mm. poly or pneumatic with handrims
- 600 mm. pneumatic with handrims

- Locks:

- With drum brakes
- With handle
- With drum brakes + handle

- Knee Angle:

- 90° or 75°
- Elevating with teathed mechanism
- Adduction/abduction adjustments
- Vertical and telescopic height adjustable

- Footplate:

- Separate footplates
- Separate footplates with intra-extra rotation slots
- Separate footplates with multi-axial mechanism
- Footboard

- Push Handles:

- Telescopic and rotating

- Transportation kit



## ACCESSORIES

- Rigid wooden base
- Height adjustable flip back armrest
- Kit spondina detachable and multi-adjustable with multi-adjustable armrests
- Versa hip guides
- Versa arm supports
- Separate Calf support
- Calf panel
- Leg cradle
- Padded calf strap
- Positioning ankle support
- Versa Fixatis pelvic strap
- Versa Fixatis abduction harness
- Trays

The various range of accessories allows to set the system to user's needs.

## HEIGHT (floor-to-seat-rails)




Different heights available

(basing upon the wheels chosen)

410mm,430mm,450mm,470mm,490mm.

## COLOR

ADACTA LIGA is available in 5 different colours

BLUE	RED	GREEN	TURQUOISE	MAGENTA
				



**adacta**<sup>®</sup>  
 Frame for positioning systems



TELESCOPIC AND ROTATING PUSH HANDLES



SEAT/BACK MECHANICAL RECLINING WITH QUICK RELEASE PIN



LEVER FOR TILT MECHANISM




ANTI TIP TUBES




MULTI-ADJUSTABLE SPONDINA WITH ARM SUPPORT



RIGID WOODEN BASE



STABILISING CROSS BRACES



FOOTREST

## TECHNICAL DIMENSIONS


WIDTH (mm)		US	XXS	XS	XS1	S	M	M1	L	XL	LOAD (kg)	FOLDING	RIGID	Weight of the frame (kg)	FOLDING	RIGID
300mm. WHEEL	standard	480	530	530	560	590	590	620	650	650	US	50	50	US	12,2	11,6
	w/drum brakes	490	540	540	570	600	600	630	660	660	XXS	50	50	XXS	12,4	11,8
											XS	50	50	XS	12,8	12,2
500mm. WHEEL	standard	500	550	550	580	610	610	640	670	670	XS1	75	75	XS1	12,9	12,4
	w/drum brakes	530	580	580	610	640	640	670	700	700	S	75	75	S	13	12,5
											M	75	100	M	14	13,5
600mm. WHEEL	standard	/	550	550	580	610	610	640	670	670	M1	75	100	M1	14,5	14
											L	75	100	L	13,5	13
											XL	75	100	XL	15	14,5



## TECHNICAL DIMENSIONS

OVERALL LENGTH (mm)			US	XXS	XS	XS1	S	M	M1	L	XL
300mm WHEEL	ELEVATING HANGERS	L	700	700	730	770	770	810	810	770	810
		L	680	680	710	730	730	760	760	730	760
	75° HANGERS	L.min	880	880	910	970	970	1000	1000	970	1000
		L.max	990	990	1000	1040	1040	1070	1070	1040	1070
	90° HANGERS	L	680	680	710	730	730	760	760	730	760
		L.min	880	880	910	930	930	960	960	930	960
L.max	940	960	990	1000	1000	1030	1030	1000	1030		
500mm WHEEL	ELEVATING HANGERS	L	780	780	810	850	850	890	890	850	890
		L	750	750	780	800	800	820	820	800	820
	75° HANGERS	L.min	950	950	980	1030	1030	1060	1060	1030	1060
		L.max	1030	1030	1070	1130	1130	1160	1160	1130	1160
	90° HANGERS	L	750	750	780	800	800	820	820	800	820
		L.min	950	950	980	1000	1000	1030	1030	1000	1030
L.max	970	970	1000	1060	1060	1090	1090	1060	1090		
600mm WHEEL	ELEVATING HANGERS	L	/	830	840	880	880	920	920	880	920
		L	/	800	830	850	850	870	870	850	870
	75° HANGERS	L.min	/	1010	1030	1080	1080	1110	1110	1080	1110
		L.max	/	1090	1120	1160	1160	1200	1200	1160	1200
	90° HANGERS	L	/	800	830	850	850	870	870	850	870
		L.min	/	1010	1030	1050	1050	1180	1180	1050	1180
L.max	/	1050	1080	1120	1120	1160	1160	1120	1160		

The length dimensions are subjected to variations due to the adjustment of the wheels plates. The dimensions Lmax and Lmin, referred to the elevating hangers, have not been reported because they depend on the inclination degree.



MANUFACTURED BY:



Via Montagna Z.I. Lotto 41  
 c.a.p. 72023 Mesagne (Br) - ITALY  
 Tel. (+39) 0831.777840  
 Fax. (+39) 0831. 730739  
 Sito web: [www.promedicare.it](http://www.promedicare.it)  
 e mail: [info@promedicare.it](mailto:info@promedicare.it)

DISTRIBUTED BY:

