

Thinking

EFFECTO PLUS
inserto
BACK

BACK

2 A Teschio e denti, 1489.

R.L. 19058 v (B. 41 r; K/P. 42 v).

Il vacuo della cassa dell'occhio, e 'l vacuo del-
fosso sostenitore della guancia, e quello del
naso e della bocca sono d'eguale profondità e
terminano sotto il senso comune (sede centra-
le delle sensazioni) per linea perpendicolare. E
ciascuna d'esse vacuità ha tanto di profondità
quanti è la terza parte del volto dell'omo, cioè
dal mento a capegli

A NEW SOLUTION
The Trunk Total Support



Why Effecto Plus

 HELPS TRUNK ALIGNMENT



**Crash tested
ISO 7176-19**



**5 modular
configurable inserts**



Multi-adjustable

CLINICAL INFORMATION

- Moderate control of the trunk
- Lateral Pelvis-Trunk instability
- Severe deformities

TECHNICAL FEATURES

- 5 modular configurable inserts as standard
- Two layers of foam. Self-modeling polymeric foam and reticulated foam for ventilation
- Microclimatic ventilated cover
- Aluminum flat shell T shaped
- Mounting hardware kit with 4 attaching points

SPARE PARTS

- Cover
- Mounting hardware kit

ACCESSORIES

- Fixatis Range Harnesses
- Capitis Range Headrest
- Headrest Mounting Plate

TTS EMBRACING SHAPES





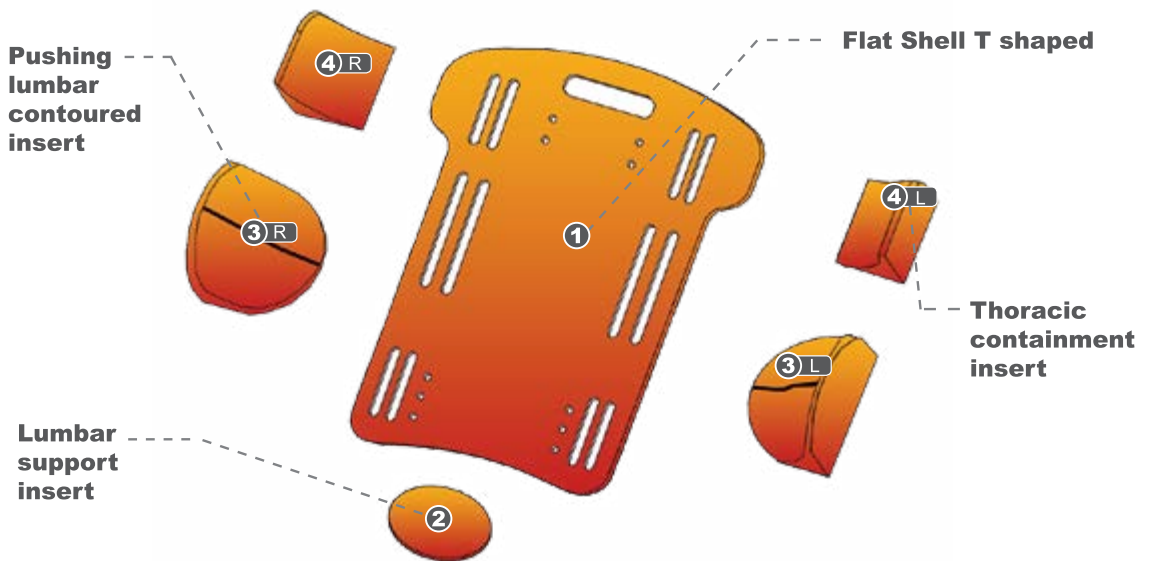
inserto EFFECTO PLUS

5 modular configurable inserts

MODEL	Paediatric			Adult				
	3033	3338	3642	3945	4245	4250	4550	4855
Width (cm)	30	33	36	39	42	42	45	48
Height (cm)	33	38	42	45	45	50	50	55

• Maximum Load (referred to size 4855): **136 KG**

• Compatible with wheelchair tubing diameter from 19 up to 25 mm. and from ¾" up to 1".



Technical Information

Backrest Technical Information				
SIZE (cm)	Shell Height (cm)	Mounting on wheelchairs (outside tubes) (cm)	Reclination (°)	Rotation (°)
30x33	33	from 27 up to 33	-7 up to +7	-5 up to +5
33x38	38	from 30 up to 36		
36x42	42	from 33 up to 39		
39x45	45	from 36 up to 42		
42x45	45	from 39 up to 45		
42x50	50	from 39 up to 45		
45x50	50	from 42 up to 48		
48x55	55	from 45 up to 51		

COMPATIBILITY AND REMOVAL

*It is compatible with the most common wheelchairs tubing size from 19 up to 25 mm and from ¾" up to 1".
Quick removal.*



Accessories



Headrest Versa Capitis[®] HEAD SUPPORTS

MOUNTING SYSTEM



CAPITIS CONFORT



CAPITIS ANATOMICO



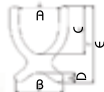
CAPITIS CONFORT DIMENSIONS (expressed in centimeters)

ARTICLE	A	B	C	D	E	F
PMDC01PC	21	14	13	15	08	04
PMDC01MC	30	14	13	24	10	05
PMDC01GC	42	16	14	34	14	07

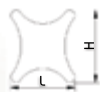
CAPITIS ANATOMICO DIMENSIONS (expressed in centimeters)

ARTICLE	A	B	C	D	E	F
PMDC02XPC	18	13	08	13	04	02
PMDC02PC	24	17	12	19	06	04
PMDC02MC	28	19	13	21	08	06
PMDC02GC	32	25	16	23	08	08

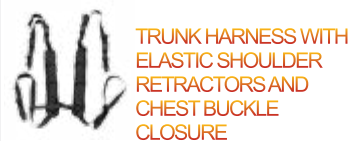
Harnesses Versa Fixatis[®] FASTENERS



ARTICLE	A	B	C	D	E
PMD 16XS	11	18	17	05	29
PMD 16S	17	20	21	05	34
PMD 16M	20	20	26	05	46
PMD 16L	20	25	30	06	52



ARTICLE	L	H
PMD 17S	14	16
PMD 17M	16	18
PMD 17L	23	23



- H = Height of the pad
- L = Width of the pad

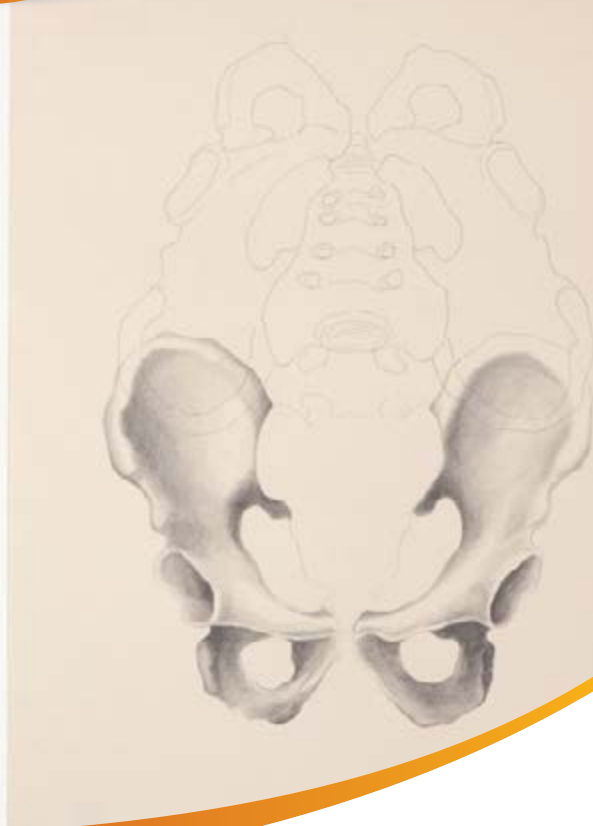
ARTICLE	H	L
PMD 21XS	25	3.8
PMD 21S	35	3.8
PMD 21M	38	5
PMD 21L	45	5



MANUFACTURED BY:



Via Montagna Z.I. . Lotto 41
72023 Mesagne (Br) - ITALY
Tel . + (39) 0831. 777 840
Fax . + (39) 0831. 730 739
Web site: www.promedicare.it
e mail: info@promedicare.it



DISTRIBUTED BY:



CE 2 YEAR WARRANTY